

**cmc**  
**XTRM**

**S18F**



[www.cmclift.com](http://www.cmclift.com)



## **Simplicity is its great strength**

S18F it is the greatest of the new F-Series, full hydraulic with 1 pantograph plus 2 telescopic boom extensions, plus an articulating jib. Easy to use, it can be towable on a trailer thanks to a weight of only 2390 Kg. This makes it the perfect platform for any vehicle/equipment fleet.






**DETAILS**

**TOWABLE  
WITH TRAILER**

**PROPORTIONAL  
HYDRAULIC  
CONTROLS**

**EMERGENCY  
CONTROLS**

**WIRED REMOTE CONTROL  
FOR TRACKS**

**ADJUSTABLE TRACKS  
IN HEIGHT AND WIDTH**

**HONDA ENGINE  
GX390**

**QUICK  
DETACHABLE  
BASKET**


Articulated platform with pantograph and telescopic boom, multi-function, easy to use and with absolutely amazing performances. The mechanically variable track in height and width, the excellent value for money and intuitive controls, make it an extremely multi-function platform, suitable for both end users and the rental companies.

## Standard Equipment

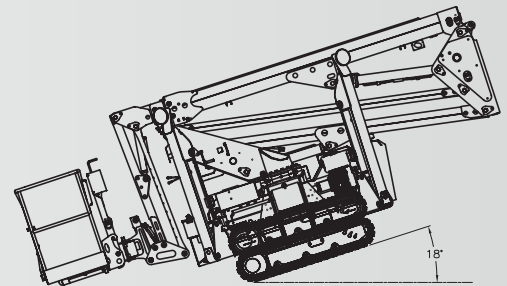
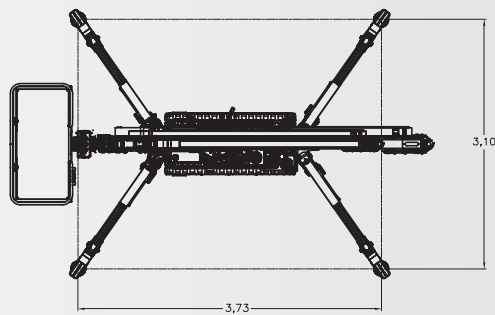
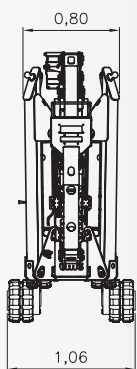
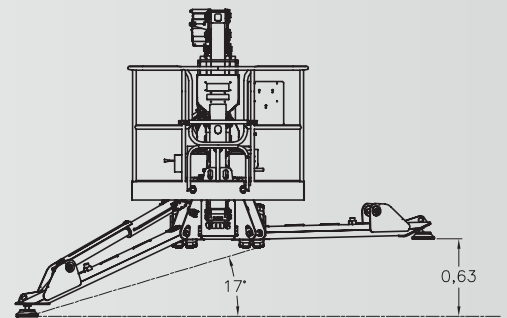
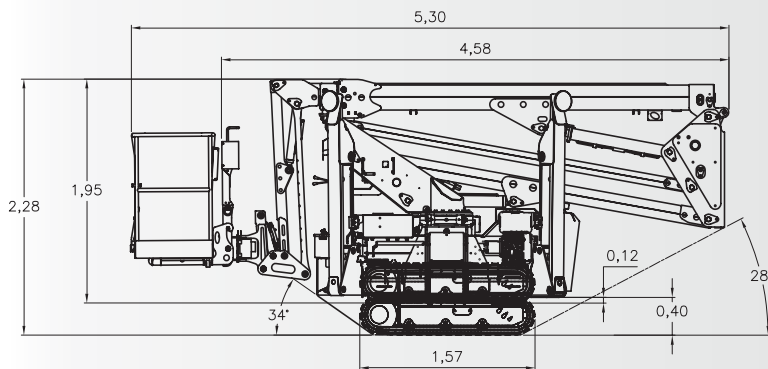
S18F is supplied with Honda GX390 petrol engine, mechanically adjustable undercarriage in height and width, quick-detachable two-men basket 140x70x110 cm, equipped with wheels, 200 bar air/water hose in basket, 12 V electrical socket in basket, 120 V/220 V auxiliary electric motor, outriggers – cylinder cover, display for error code detection, proportional hydraulic controls, wired remote control for travel mode, parking-mode function (jib-lifting), 12 months warranty, standard painting (RAL 3000).

## Available Accessories:

- Yanmar Diesel engine L100N6CF1T1AA
- Honda iGX390 petrol engine
- Full lithium battery (160 Ah) version
- No marking tracks
- Hydraulic motors for double translation speed
- Basket rotation (+/-90°)
- 1 or 2-men fiberglass basket
- Remote connection kit
- Customized colors

*The specifications and characteristics indicated are subject to change and are not binding.*

## TECHNICAL DATA



### MAXIMUM LOAD

230 KG + + 40 KG 80 KG



### PERFORMANCE



17,78 m



+/- 90°  
optional



11,15 m



+/- 178° (356°  
non continui)



230 Kg



2490 Kg



1,4x0,7x1,1 m

